


VIASURE

Yersinia enterocolitica Real Time PCR Detection Kit

Pathogen and product description

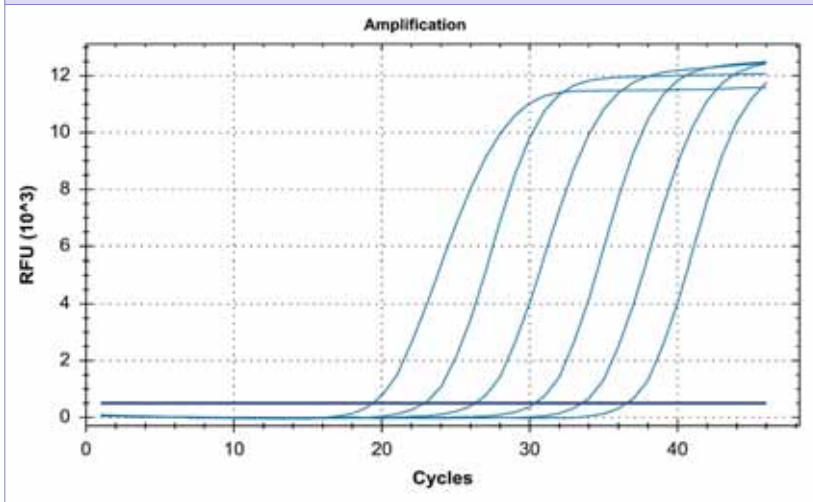
Y*ersinia enterocolitica* belongs to the bacterial family *Enterobacteriaceae*. There are six biotypes of *Y. enterocolitica*; five of which are considered pathogenic in humans (biotypes 1B, 2, 3, 4, and 5). In addition, there are 60-70 serotypes, among which O:3, O:9, O:8, O:5,27 are mainly associated with diseases in humans. *Yersinia enterocolitica* is a foodborne pathogen and its clinical manifestations typically include nausea, vomiting, abdominal pain, diarrhoea and fever.

VIASURE *Yersinia enterocolitica* Real Time PCR Detection Kit is designed for the diagnosis of gastroenteritis caused by *Yersinia enterocolitica* in human stool samples. After DNA isolation, the identification of *Yersinia enterocolitica* is performed by the use of target specific primers and a fluorescent-labeled probe that hybridizes to a conserved region with the *ail* gene.



Analytical sensitivity

VIASURE *Yersinia enterocolitica* Real Time PCR Detection Kit has a detection limit of ≥ 100 DNA copies per reaction



Dilution series of *Yersinia enterocolitica* (10^7 - 10^2 copies/rxn) template run on the Bio-Rad CFX96 Touch™ Real-Time PCR Detection System.

Components

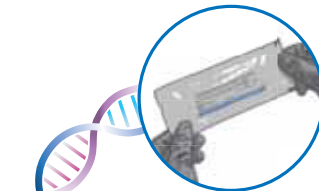
Reagent/Material	Description	Quantity
<i>Yersinia enterocolitica</i> 8-well strips	A mix of enzymes, primers-probes, buffer, dNTPs, stabilizers and Internal control in stabilized format	6/12 X 8-well strip
<i>Yersinia enterocolitica</i> 96-well plate	A mix of enzymes, primers-probes, buffer, dNTPs, stabilizers and Internal control in stabilized format	1 plate
Rehydration Buffer	Solution to reconstitute the stabilized product	1 vial x 1,8 mL
<i>Yersinia enterocolitica</i> Positive Control	Non-infectious synthetic lyophilized DNA	1 vial
Negative Control	Non template control	1 vial x 1 mL
Water RNase/DNase free	Water RNase/DNase free	1 vial x 1 mL
Tear-off 8-cap strips	Optical caps for sealing wells during thermal cycling	6/12 X 8 cap strip
Shell Frame Grid	Shell Frame Grid	1 or 2

Kit References

Reference	Description
VS-YER106L	Viasure <i>Yersinia enterocolitica</i> Real Time PCR Detection Kit 6 x 8-well strips, low profile
VS-YER106H	Viasure <i>Yersinia enterocolitica</i> Real Time PCR Detection Kit 6 x 8-well strips, high profile
VS-YER112L	Viasure <i>Yersinia enterocolitica</i> Real Time PCR Detection Kit 12 x 8-well strips, low profile
VS-YER112H	Viasure <i>Yersinia enterocolitica</i> Real Time PCR Detection Kit 12 x 8-well strips, high profile
VS-YER113L	Viasure <i>Yersinia enterocolitica</i> Real Time PCR Detection Kit 96-well plate, low profile
VS-YER113H	Viasure <i>Yersinia enterocolitica</i> Real Time PCR Detection Kit 96-well plate, high profile

Work Flow

One-step rehydration of wells and add your extracted DNA



STEP 1
Separate the number of required strips you need




STEP 2
Add 15 μ l of rehydration buffer into each well



STEP 3
Add 5 μ l of DNA sample / positive control / negative control



STEP 4
Load the strips into the thermocycler and run the specified protocol



STEP 5
Interpretate results