

# VIASURE

## Norovirus GI Real Time PCR Detection Kit

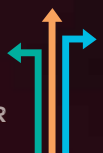
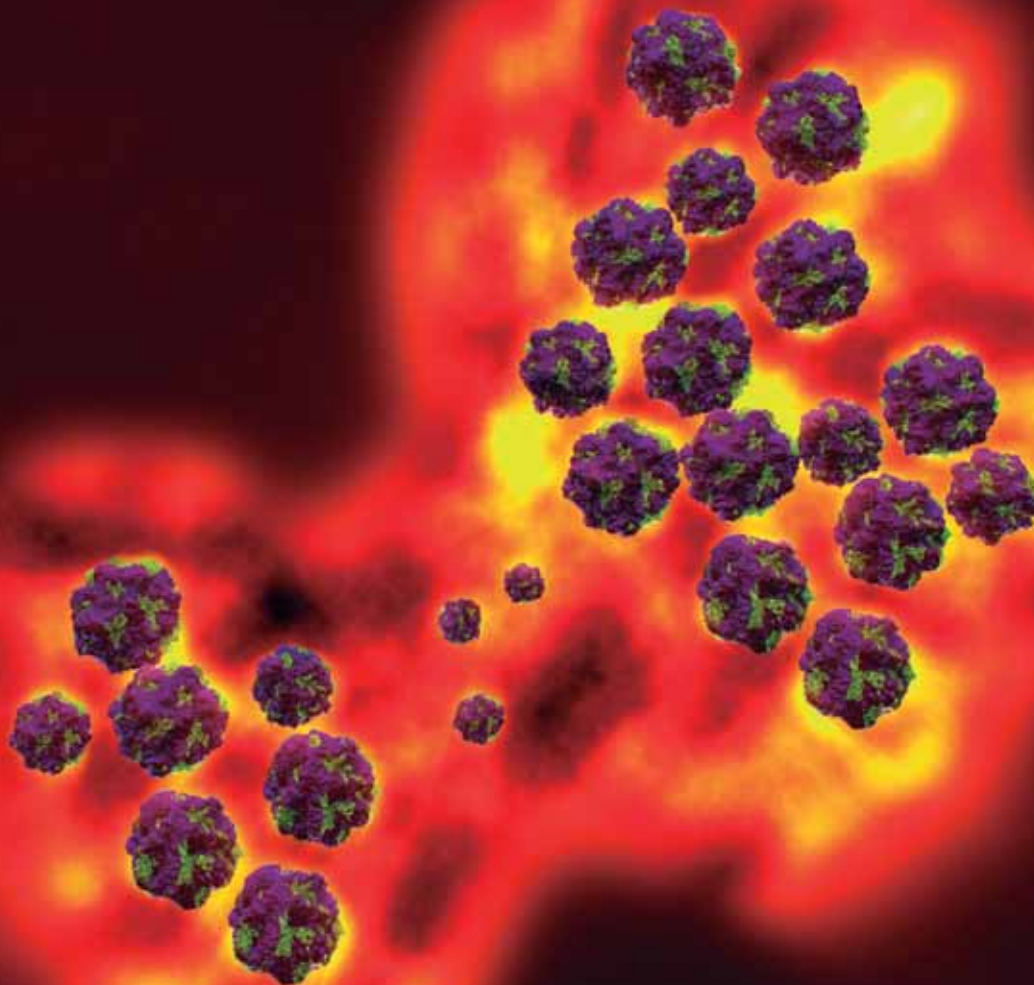
### Pathogen and product description

**N**orovirus (NoV) belongs to the *Caliciviridae* family and is considered to be the major cause of acute nonbacterial gastroenteritis in all age groups worldwide. NoVs are classified into six distinct genogroups. In particular, genogroups GI, GII, and GIV infect humans.

After an incubation period of 12 to 48 h, norovirus illness is characterized by projectile vomiting, nonbloody diarrhea, nausea, abdominal cramps, and low-grade fever. Noroviruses can infect humans via multiple routes, including the oral route, transmitted

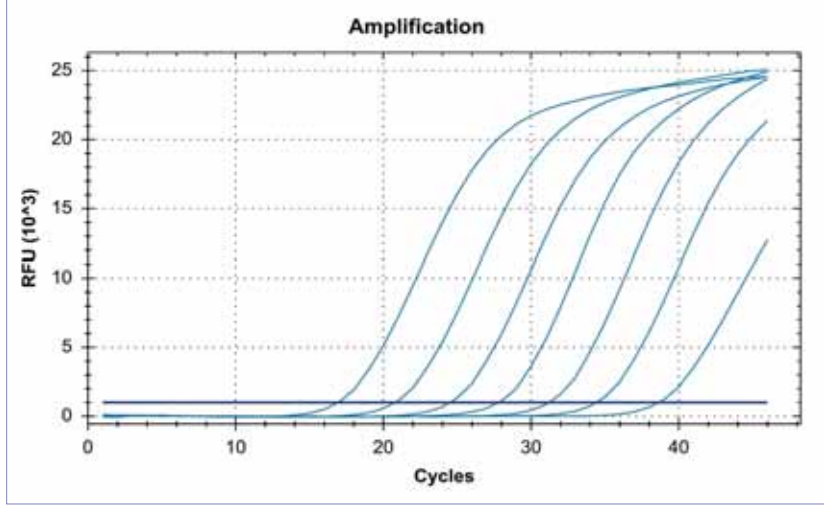
through contact with fecal matter or aerosolized vomitus from infected people, as well as contaminated surfaces, food, or water.

VIASURE *Norovirus GI* Real Time PCR Detection Kit is designed for the diagnosis of gastroenteritis caused by Norovirus GI in human stool samples. After RNA isolation, the identification of Norovirus GI is performed by the use of target specific primers and a fluorescent-labeled probe that hybridizes to a conserved region with ORF1-ORF2 junction.



**Analytical sensitivity**

**VIASURE** *Norovirus GI* Real Time PCR Detection Kit has a detection limit of  $\geq 10$  RNA copies per reaction.



Dilution series of *Norovirus GI* ( $10^7$ - $10^1$  copies/rxn) template run on the Bio-Rad CFX96 Touch™ Real-Time PCR Detection System.

**Components**

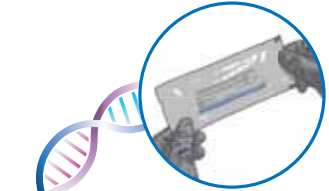
Reagent/Material	Description	Quantity
<i>Norovirus GI</i> 8-well strips	A mix of enzymes, primers-probes, buffer, dNTPs, stabilizers and Internal control in stabilized format	6/12 X 8-well strip
<i>Norovirus GI</i> 96-well plate	A mix of enzymes, primers-probes, buffer, dNTPs, stabilizers and Internal control in stabilized format	1 plate
Rehydration Buffer	Solution to reconstitute the stabilized product	1 vial x 1,8 mL
<i>Norovirus GI</i> Positive Control	Non-infectious synthetic lyophilized cDNA	1 vial
Negative Control	Non template control	1 vial x 1 mL
Water RNase/DNase free	Water RNase/DNase free	1 vial x 1 mL
Tear-off 8-cap strips	Optical caps for sealing wells during thermal cycling	6/12 X 8-cap strip
Shell Frame Grid	Shell Frame Grid	1 or 2

**Kit References**

Reference	Description
VS-NOG106L	Viasure <i>Norovirus GI</i> Real Time PCR Detection Kit 6 x 8-well strips, low profile
VS-NOG106H	Viasure <i>Norovirus GI</i> Real Time PCR Detection Kit 6 x 8-well strips, high profile
VS-NOG112L	Viasure <i>Norovirus GI</i> Real Time PCR Detection Kit 12 x 8-well strips, low profile
VS-NOG112H	Viasure <i>Norovirus GI</i> Real Time PCR Detection Kit 12 x 8-well strips, high profile
VS-NOG113L	Viasure <i>Norovirus GI</i> Real Time PCR Detection Kit 96-well plate, low profile

**Work Flow**

One-step rehydration of wells and add your extracted RNA viral




**STEP 1**  
Separate the number of required strips you need




**STEP 2**  
Add 15 µl of rehydration buffer into each well



**STEP 3**  
Add 5 µl of RNA sample / positive control / negative control



**STEP 4**  
Load the strips into the thermocycler and run the specified protocol



**STEP 5**  
Interpretate results