

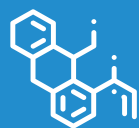
# Mag-Bind® Viral RNA Xpress Kit

High throughput isolation of viral RNA from nasopharyngeal swab specimens



## Isolation from swabs

Reliable isolation of viral RNA from NP swabs that are dry or in VTM



## No Pro K Required

Process faster with no Proteinase K digestion step



## Improved RT-qPCR Performance

Efficient recovery of viral nucleic acids with minimal inhibitor carryover for demanding applications such as RT-qPCR



## Bead-Based

High throughput, scalable purification

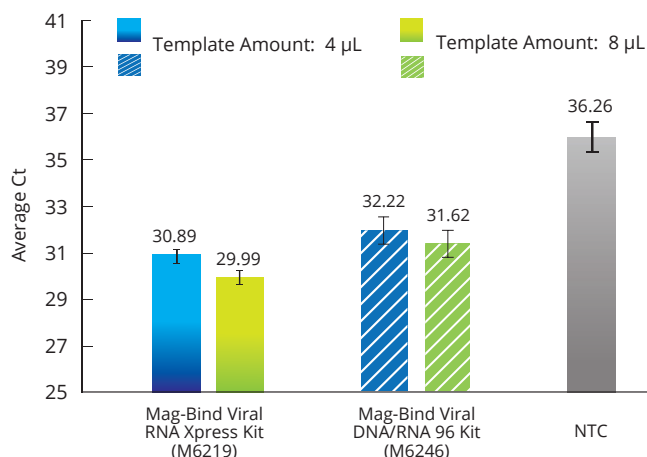


## Automatable

Adaptable to most liquid handling platforms

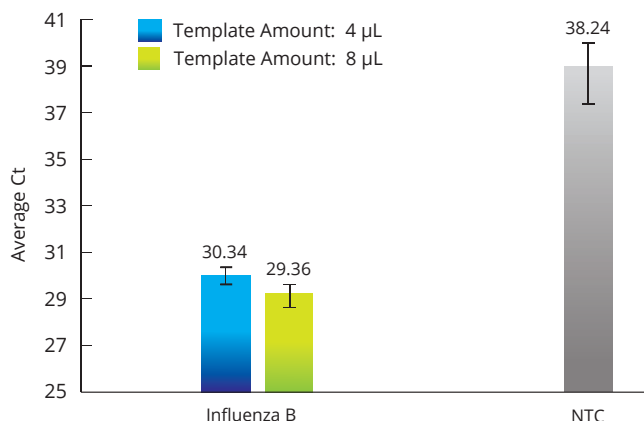
**Mag-Bind® Viral RNA Express Kit** follows a magnetic bead-based approach for the rapid and reliable isolation of viral RNA from nasopharyngeal (NP) swab specimens that are dry or in viral transport media (VTM). The extraction methodology is easily adaptable to various sample types, automated systems and can also be scaled up or down depending on the amount of starting sample amount used. The kit utilizes the proven Mag-Bind® technology that enables purification of high-quality nucleic acids that are free of proteins, nucleases, and other impurities. The purified nucleic acids are ready for direct use in downstream applications such as qPCR, RT-qPCR and more.

### Detection of Synthetic SARS-CoV-2 following RT-qPCR: Mag-Bind® Viral RNA Xpress Kit vs. Mag-Bind® Viral DNA/RNA 96 Kit



**Figure 1.**  $1 \times 10^5$  copies of synthetic SARS-CoV-2 control was spiked into a 200 µL sample containing 2000 HEK293 cells. Viral nucleic acids were extracted following the recommended protocols from Mag-Bind® Viral RNA Xpress Kit (M6219) and Mag-Bind® Viral DNA/RNA 96 Kit (M6246). 4 µL and 8 µL of templates were used in a 20 µL SYBR Green-labeled RT-qPCR reaction. The average Ct values obtained are shown above. The Ct values for the Mag-Bind® Viral RNA Xpress Kit (M6219) were lower than Mag-Bind® Viral DNA/RNA 96 Kit (M6246) indicating improved downstream performance. For both the viruses extracting using the M6219 kit, the Ct difference between the two template amounts is ~1 indicating no qPCR inhibition.

### Detection of Influenza B virus following RT-qPCR on viral RNA extracted using Mag-Bind® Viral RNA Xpress Kit



**Figure 2.** 50 µL of Influenza B virus control was spiked into a 200 µL sample containing half-million HEK293 cells. Viral nucleic acids were extracted following Mag-Bind® Viral RNA Xpress Kit's recommended protocol. 4 and 8 µL of template was used in a 20 µL SYBR Green-labeled RT-qPCR reaction. The average Ct values obtained are shown left. The Ct difference between the two template amounts used is ~1 indicating no qPCR inhibition.

Automation protocols available for:

- Microlab® STAR
- Microlab® MagEx STARlet
- Microlab® NIMBUS
- KingFisher™, BioSprint®, MagMax® 96
- Tecan DreamPrep™ NAP

Product Description	Cat No.
Mag-Bind® Viral RNA Xpress Kit 24x96 preps	M6219-2304